

STOMATOLOŠKI FAKULTET
SVEUČILIŠTA U ZAGREBU
Zavod za pedodonciju

BOLLESTI
PARODONTA
U

DJECE I
ADOLESCENATA

PROF. DR. SC. HRVOJE JURI






WHO



- Stanje potpunog fizi kog, psihi kog i mentalnog blagostanja, a ne samo izostanak bolesti ili neugode



- Stanje potpunog zdravlja i normalnog funkcioniranja zuba i drugih oralnih struktura uz izostanak dentalnog straha

Lijepo je brinuti o
zdravlju ljudi,

još je ljepše brinuti o
njihovom dobrom
stanju.



*HIPOKRAT
460 P.K.*



Preventiva je nevidljiva!

Dijagnostika

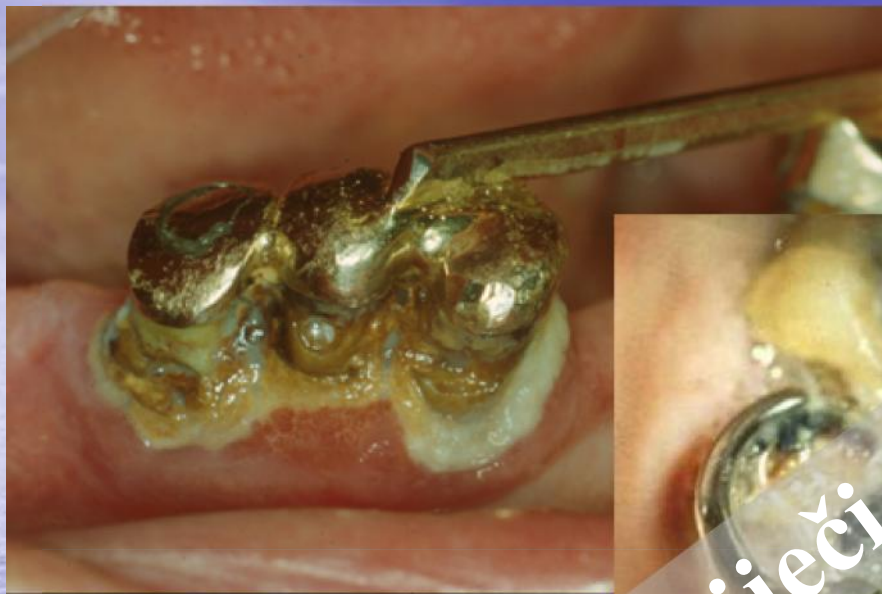
Preventiva

Terapija

Kozmetika

Klasični pristup!

Uspješan?

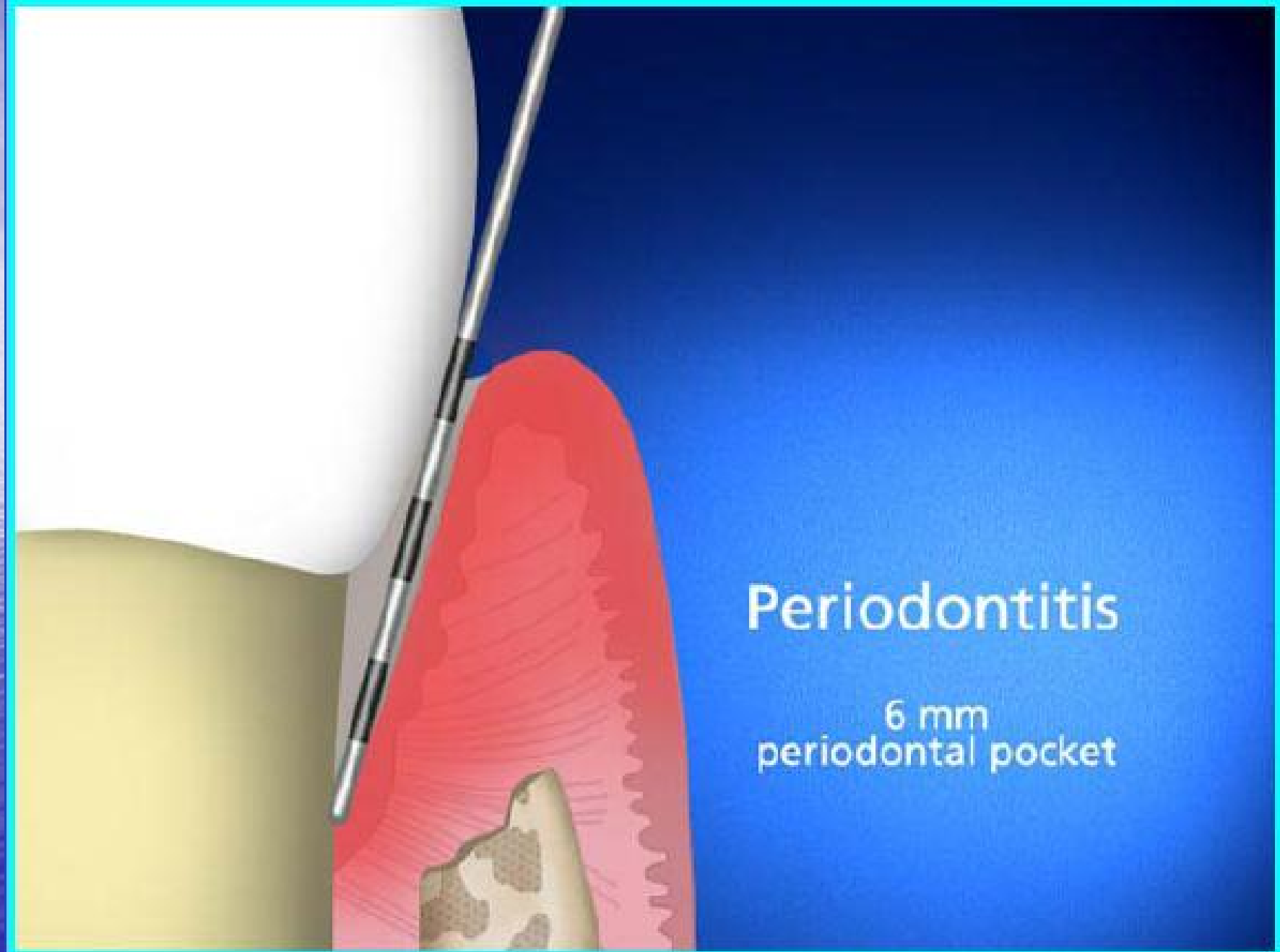


Svrđlo ne liječi zubni karijes!



Healthy Gum Tissue

2-3 mm
periodontal pocket



Periodontitis

6 mm
periodontal pocket

OBOLJENJA PARODONTA

- Glavni etiološki faktori koji su odgovorni za nastajanje parodontalnih oboljenja su lokalne prirode – najčešće mikroorganizmi dentalnog plaka
- Parodont, kao sastavni dio organizma u tijesnoj je vezi sa mnogim sistemskim oboljenjima i stanjima;
- Sva oboljenja parodonta započinju promjenama na gingivi i to na **INTERDENTALNIM PAPILAMA**

Periodontology for the general practitioner: introduction

BRUCE L. PIHLSTROM

Management of the periodontal diseases is a fundamental part of general dental practice. Indeed, it may be considered the foundation of general practice because unless diseases of the periodontal tissues are controlled, all other dental care will ultimately fail. Most periodontal diseases are chronic and their treatment presents unique challenges to the general dentist. The success or failure of periodontal care depends on a long-term commitment of both the patient and the dentist.

As we enter the early years of the new millennium, people expect to maintain a functional and aesthetically pleasing natural dentition throughout their life in comfort and health. Dental care in the absence of proper management of the periodontal diseases results in progressive disease and tooth loss. Moreover, there are indications that chronic inflammatory periodontal disease may be linked to life-threatening systemic diseases such as cardiovascular disease, stroke, pulmonary disease, and low birth weight in infants.

The science of periodontology and its impact on periodontal practice is rapidly changing as new information about the causes, diagnosis and treatment of the periodontal diseases becomes available at an ever-increasing rate. This presents exciting opportunities and challenges for the general practitioner.

Lije enje parodontnih bolesti jedan je od osnovnih dijelova stomatološke prakse

New knowledge and technological advances have vastly increased the ability to help patients maintain a healthy periodontium, but the challenges of maintaining professional knowledge and competency have never been greater.

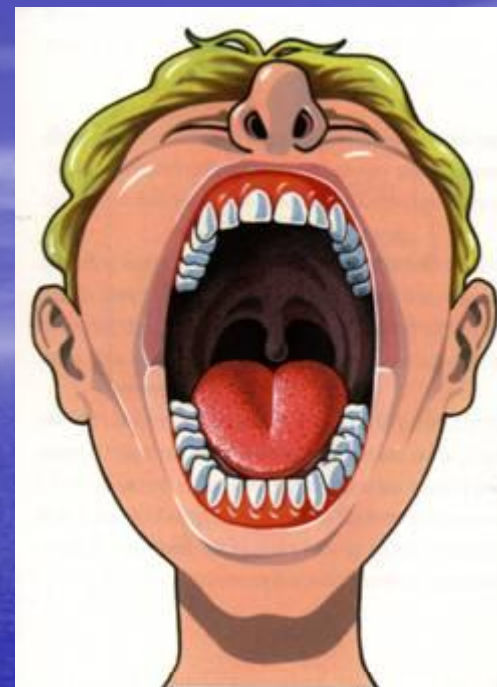
Uspjeh ili neuspjeh parodontološke terapije ovisi o dugotrajnoj suradnji izme u pacijenta i terapeuta

lected to update the practitioner in critical areas of periodontal science and practice that have a direct impact on the general practice of dentistry. These

Dentalna skrb u odsutnosti odgovaraju eg parodontnog lije enja dovodi do napredovanja parodontne bolesti i posljedji no gubitka zuba

odontal diseases. Specific chapters have been included on referral of the periodontal patient to the periodontist and the dental-legal considerations of periodontal therapy.

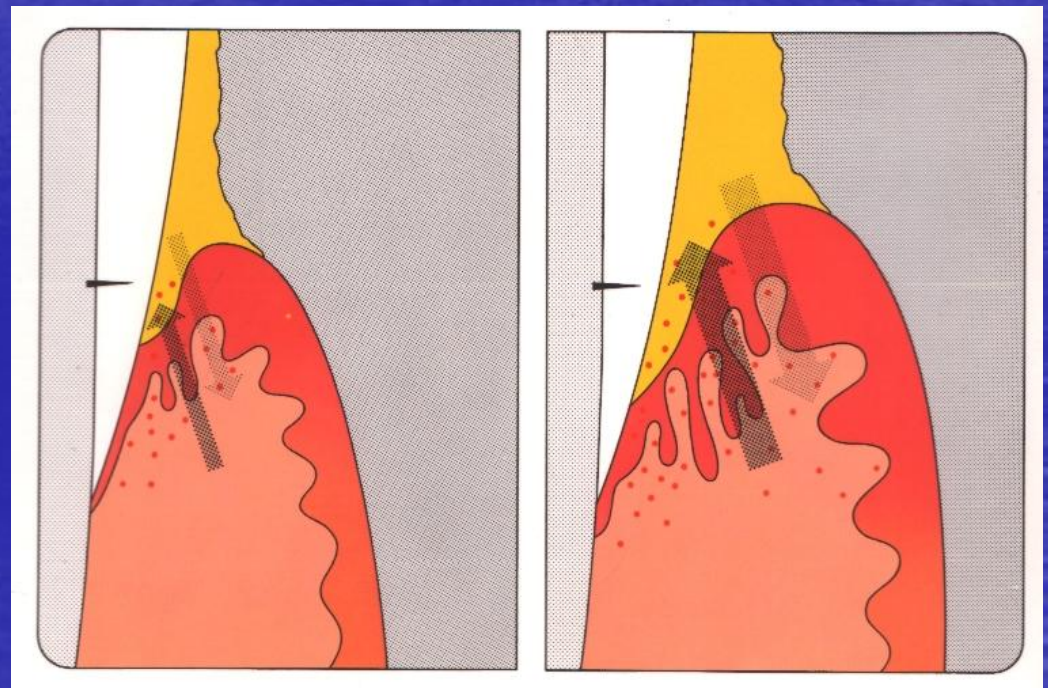
Many thanks are due to each of the authors who contributed chapters for this volume of PERIODONTOLOGY 2000. Each unselfishly contributed their expertise and valuable time in an effort to provide general dentists with the latest knowledge and information regarding the periodontal diseases and their treatment.



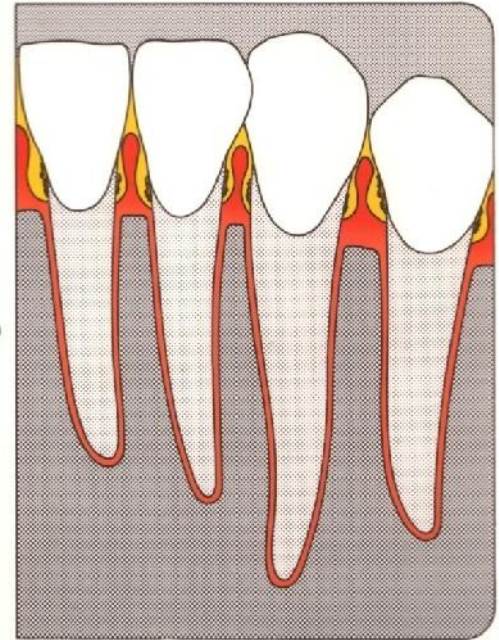
Sastav dentalnog plaka

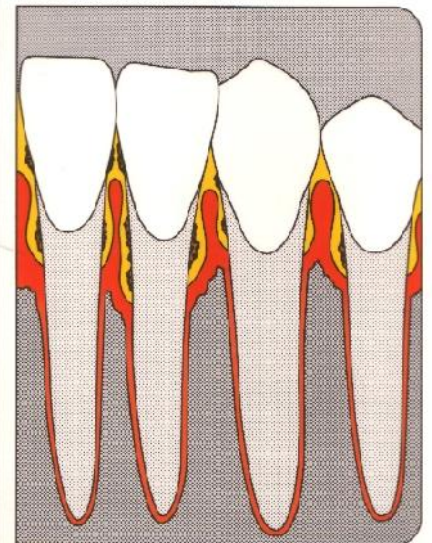
- Moore i sur. (1994.) identificiraju 400 različitih vrsta bakterija
- Rosan i Lamont (2000.) prepoznaju oko 500 različitih bakterijskih vrsta

DENTALNI PLAK



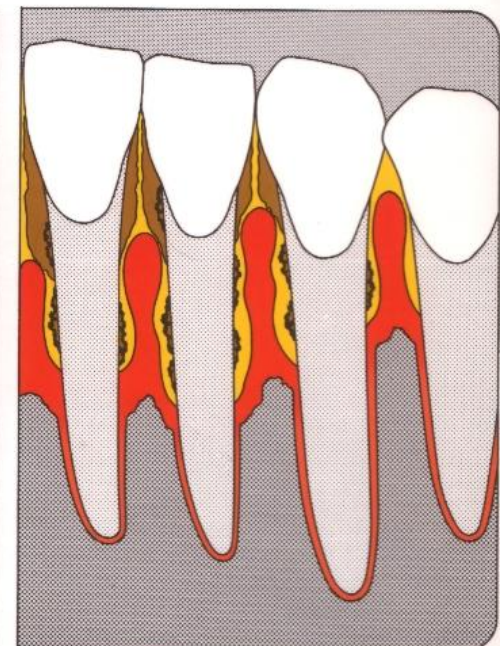
GINGIVITIS

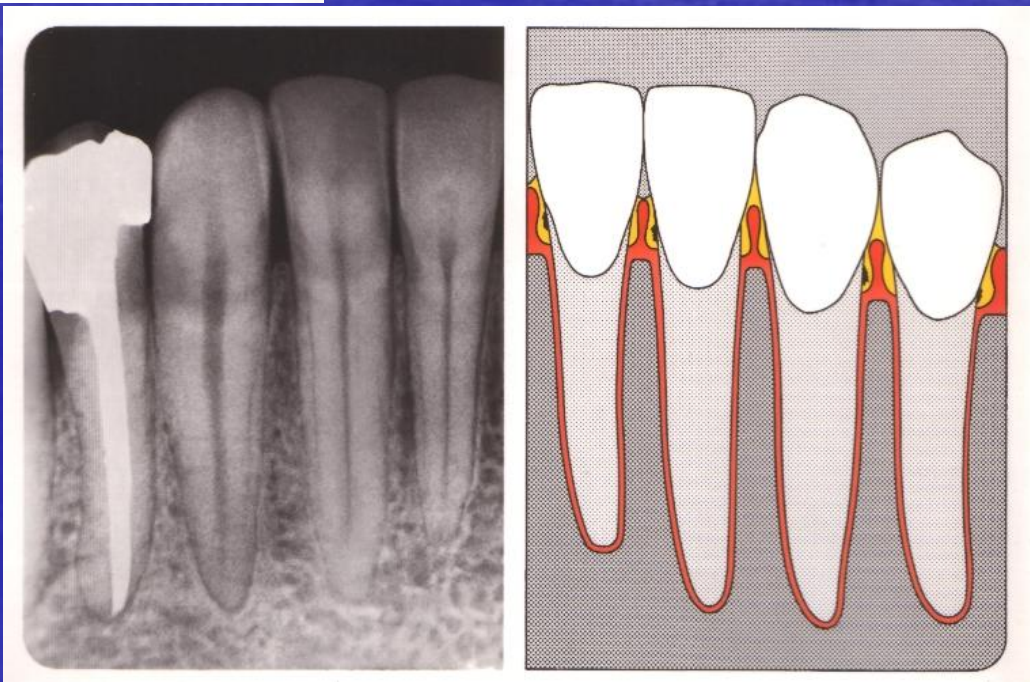






PARODONTITIS

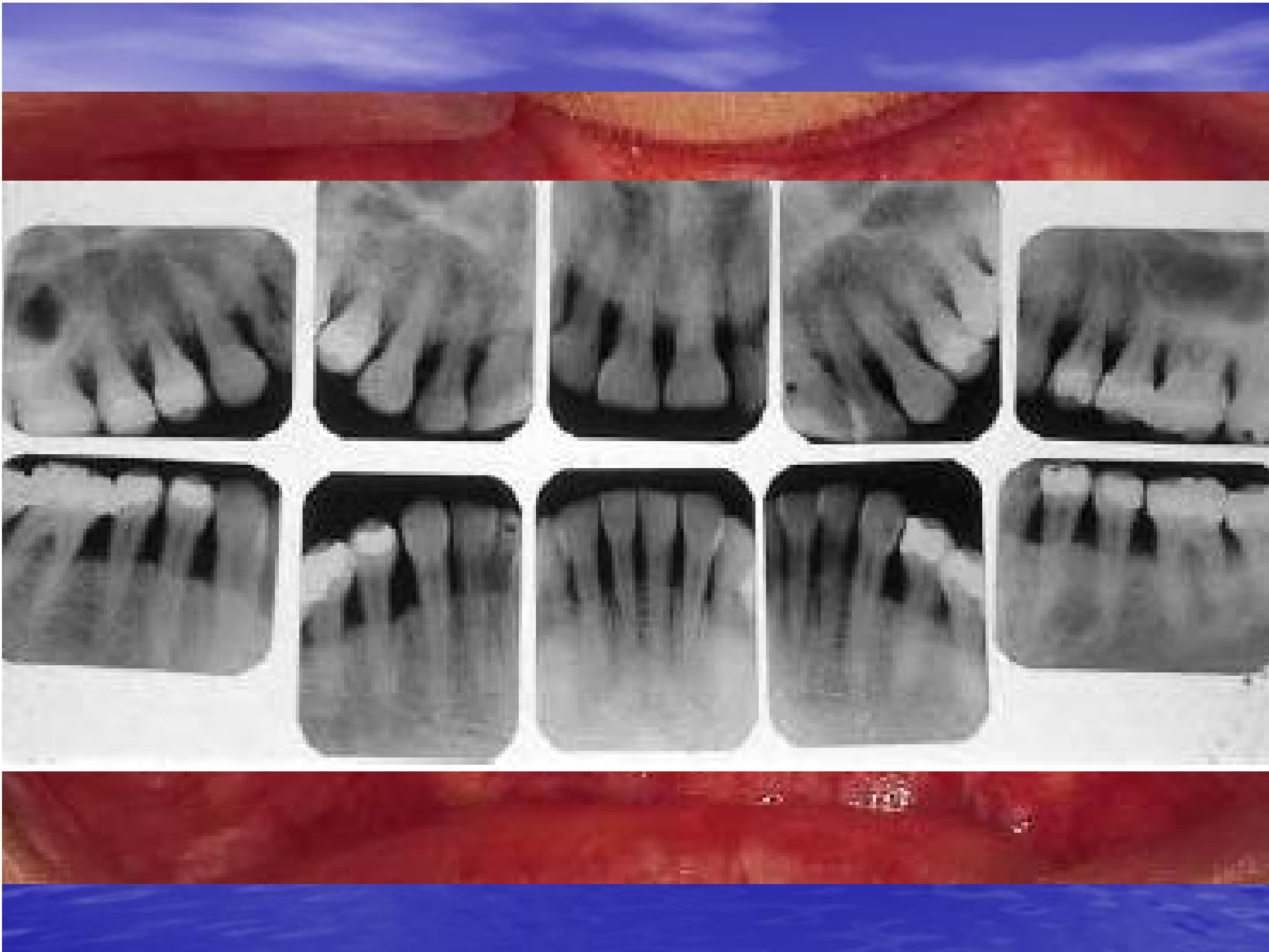






Prepubertetni generalizirani parodontitis







Podjela bolesti parodontata kod djece i adolescenata

- Gingivitis
- Pojedina ne recesije (10-15%)
- Rani progresivni parodontitis
 - Prepubertetski parodontitis – lokalizirani
 - Prepubertetski parodontitis – generalizirani
 - Incidencija 0.5%

Podjela bolesti parodontita kod djece i adolescenata

- Juvenilni parodontitis – lokalizirani oblik
- Juvenilni parodontitis – generalizirani oblik (više od 8 zuba)
 - incidencija 0,1-0,3%

Modificiraju i imbenici

- Supra i subgingivni kamenac
- Pušenje
- Sistemske bolesti
(Downov sindrom, Diabetes mellitus, hipofosfatijaza, histiocitoza-X, Papillon-Lefevre sindrom)
- Lijekovi

Glavna pitanja prevencije:

- Mogu li se patološka zbivanja na parodontu kontrolirati?
- Postoje li preventivne mjere kojima bi se sprijeilo nastajanje oboljenja?
- Da li je moguće zaštititi gingivu tj. parodont od djelovanja lokalnih štetnih agenasa?
- Ako je oboljeli parodont stručno zbrinut na koji se na in može sprijeiti remisija i recidiv bolesti?

PREVENCIJA :

PRIMARNA

SEKUNDARNA

TERCIJARNA

PRIMARNA PREVENCIJA

- OP A
- SPECIJALNA

Primarna prevencija podrazumijeva sve mjere kojima se sprjeva upalna promjena gingive

MJERE :

1. ZDRAVSTVENO PROSVJEIVANJE
2. MOTIVACIJA U ODRŽAVANJU ORALNE HIGIJENE
3. ODRŽAVANJE ORALNE HIGIJENE
4. PRAVILNA PREHRANA

1 - ZDRAVSTVENO PROSVJEĐIVANJE

- POSEBNO VAŽNO KOD DJECE
- TREBALI BI GA PROVODITI LIJEČNICI, RODITELJI, UČITELJI U ŠKOLAMA I DRUGI
- POTREBNO JE MOTIVIRATI DJECU ZA ODRŽAVANJE ORALNE HIGIJENE

2. MOTIVACIJA U ODRŽAVANJU ORALNE HIGIJENE

- *PODUKA O PRAVILNOJ TEHNICI PRANJA ZUBI,*
- *STVARANJE NAVIKE REDOVITE POSJETE STOMATOLOGU,*
- *EDUKACIJA RODITELJA*





Erleben Sie
ein neues
Mundgefühl!

Die Innovation von
Braun Oral-B mit
Schalltechnologie.

Oral-B
sonic
complete

- Green Clean
- Soft Care
- Massage

powered by BRAUN

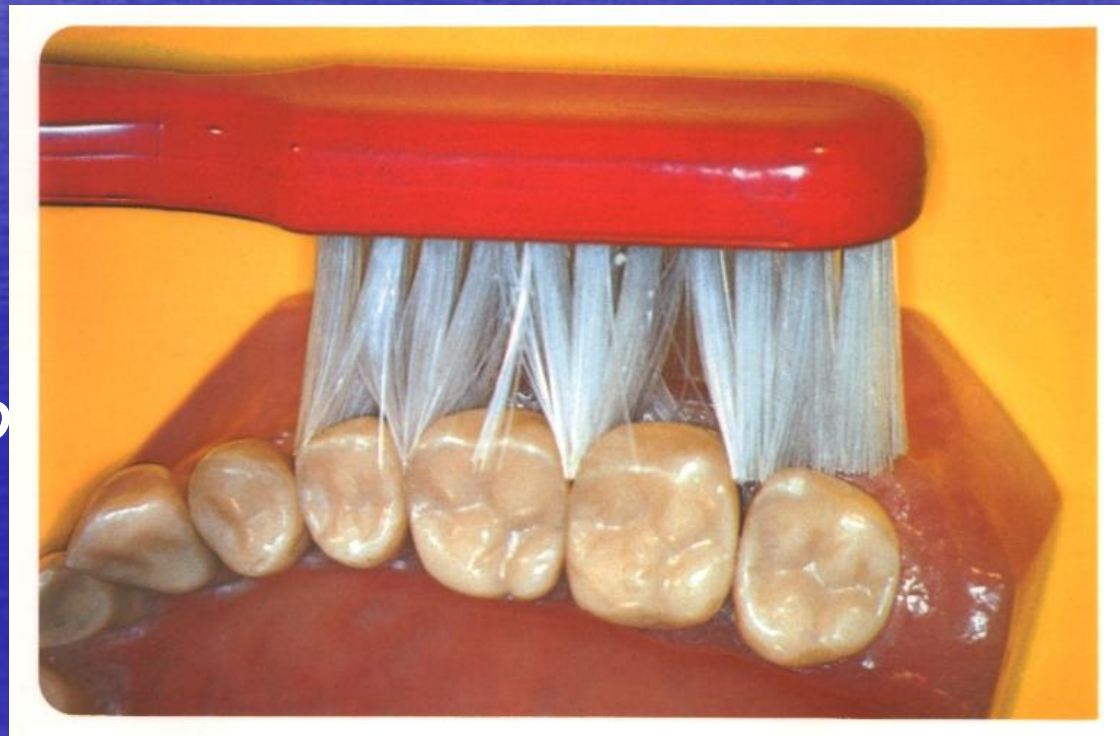
The advertisement is a vertical poster for the Oral-B Sonic Complete electric toothbrush. It features a large, central image of the toothbrush, which is white and blue, set against a background of dynamic blue water splashes. The text is in German. At the top left, it says "Erleben Sie ein neues Mundgefühl!" (Experience a new mouth feeling!). At the top right, it says "Die Innovation von Braun Oral-B mit Schalltechnologie." (The innovation of Braun Oral-B with sonic technology.). In the bottom left, the product name "Oral-B sonic complete" is displayed in a stylized font. To the right of the product name, there are three colored circles with corresponding labels: a green circle for "Green Clean", a yellow circle for "Soft Care", and a red circle for "Massage". At the bottom right, it says "powered by BRAUN". The entire advertisement is framed by a silver border.


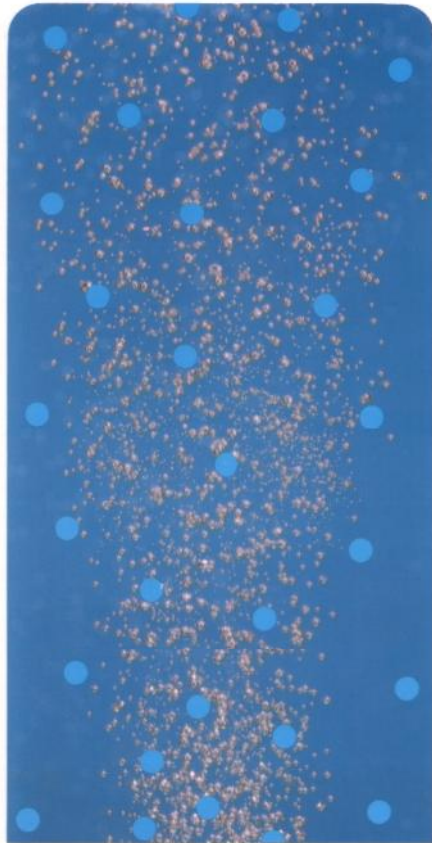
3 – ODRŽAVANJE ORALNE HIGIJENE

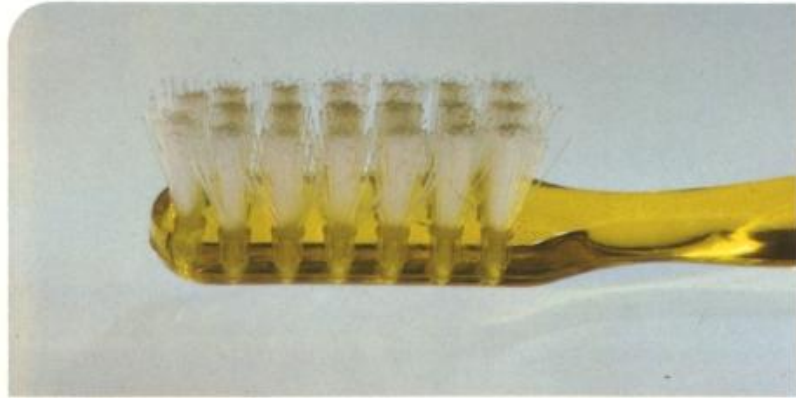
PRANJE ZUBI


- *PRAVILAN IZBOR ETKICE*
- *PRAVILNA TEHNIKA ETKANJA*

*DALI JE ORALNA
HIGIJENA BITI USPJEŠNA,
OVISI O PRAVILNOJ
UPORABI ETKICE, A NE O
PASTI ZA ZUBE*









KLORHEKSIDIN GLUKONAT




TEHNIKE ETKANJA:


- vertikalna
- horizontalna
- polukružna
- vibracijska
- cirkularna
- fiziološka i
- ribaju a

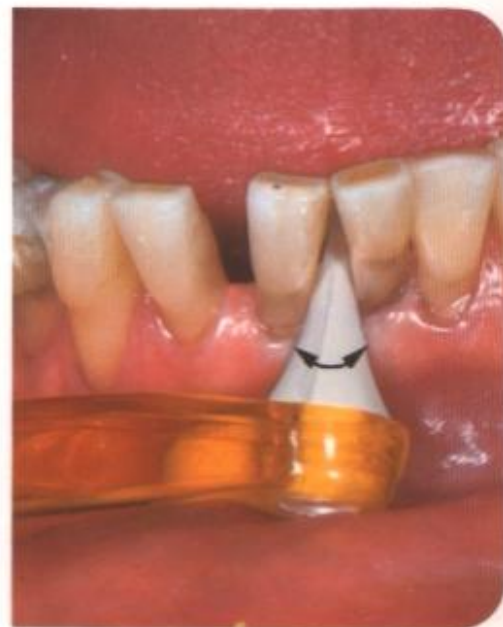
zahtijevaju: efikasno uklanjanje dentalnog plaka sa svih površina zubi, naročito iz gingivalnih sulkusa i interdentalnih prostora,
BEZ OZLJE IVANJA oralnih tkiva, tehnika mora biti jednostavna.

METODE ETKANJA ZUBI:

- gottlieb-organ-kurerova metoda
- bassova metoda
- modificirana bassova metoda
- modificirana stilmanova tehnika



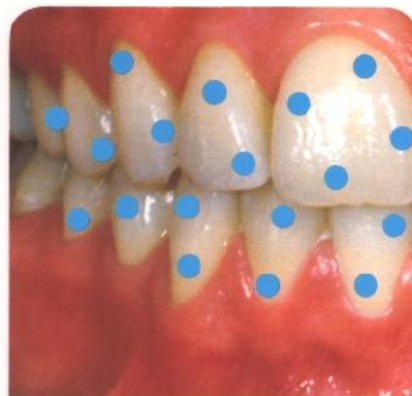








ODRŽAVANJE ORALNE HIGIJENE POMOĆU KEMIJSKIH SREDSTAVA - fluor

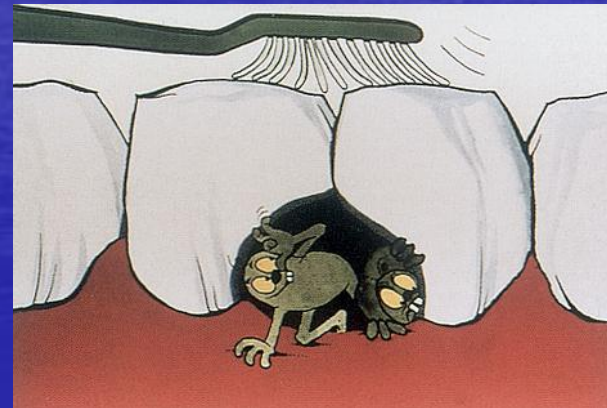


4 – NEPRAVILNA I PRAVILNA PREHRANA



Prehrana ovjeka (ali i bakterije jedu isto)

- Masti
- Ugljikohidrati
- Bjelan evine
- Vitamini
- Minerali





*Postoje neke stvari
kajima se
ne treba kockati!*

- Lysozyme
- Lactoferrin
- Peroxidaza sustav sline
- Myeloperoxidaza sustav sline
- Aglutenini
- Glycoproteini iz parotidne sline
- Mucini
- Sekretorni imunoglobulin A
- Beta₂-mikroglobulini
- Imunoglobulini G
- Imunoglobulini M
- Fibronektin
- Histidinom bogati proteini (histatins)
- Prolinom bogati proteini



Obrana!!

Sastojci sline koji utječu na pojedina ni rizik za nastanak karijesa i parodontnih oboljenja





≈ pH 7.0



≈ pH 6.5



≈ pH 6.0



≤ pH 5.5



SEKUNDARNA PREVENCIJA...

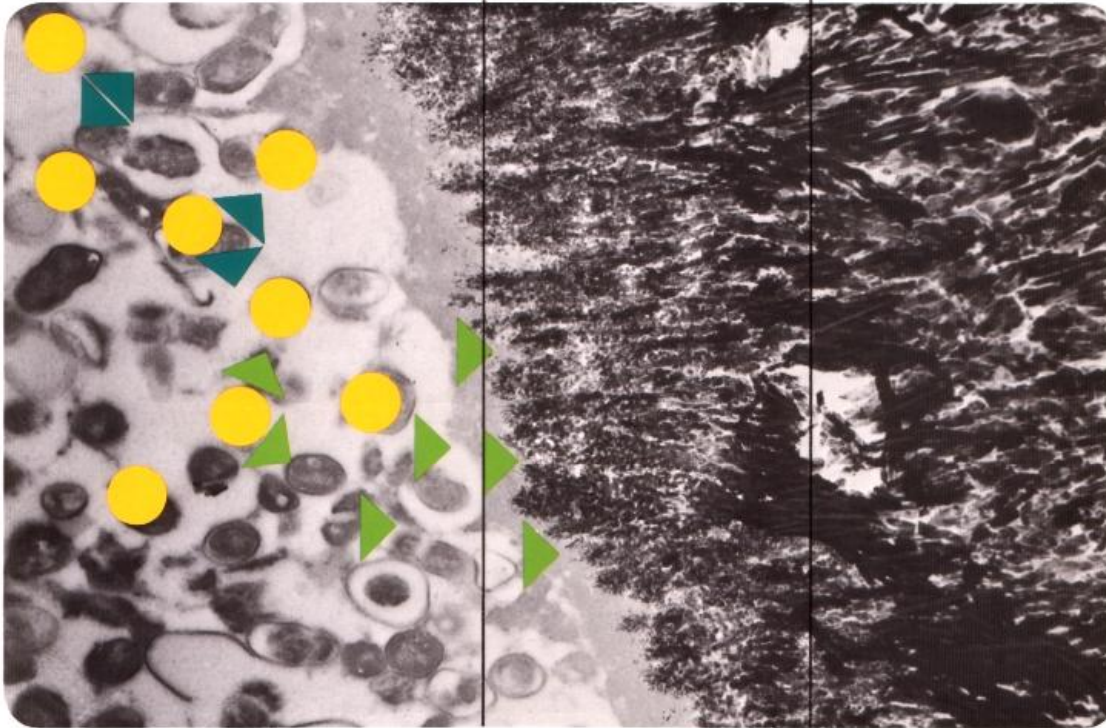
...obuhvaća liječenje početne upale gingive, kako bi se spriječila njeno širenje i napredovanje u ostale dijelove parodonta.

To je ustvari liječenje gingivitisa i početnih oblika parodontopatija.

Bakterien in Plaque-Grundsubstanz

Zahnschmelz in Auflösung

Zahnschmelz intakt



Bakterien



Zucker



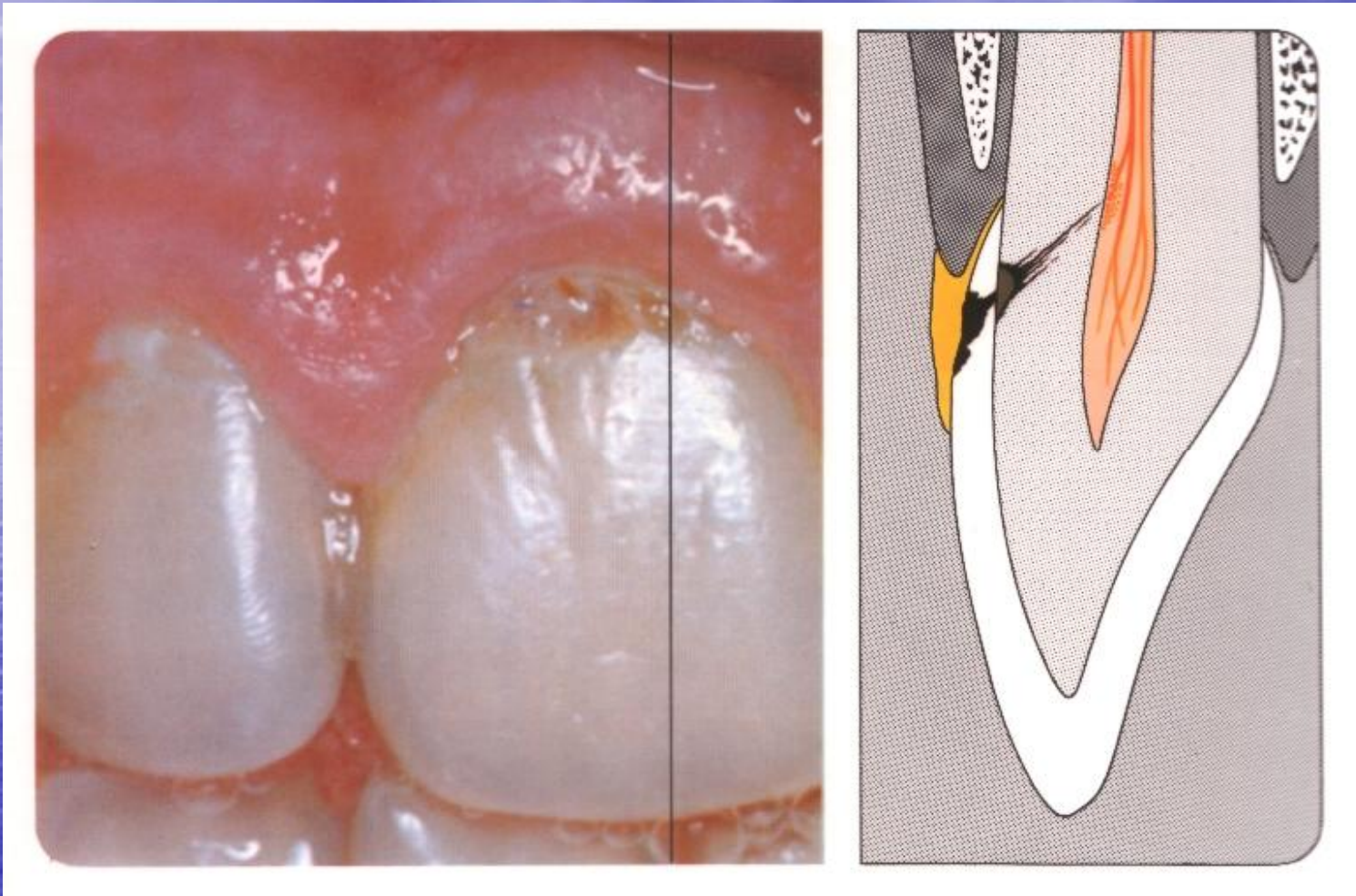
Säurebildung



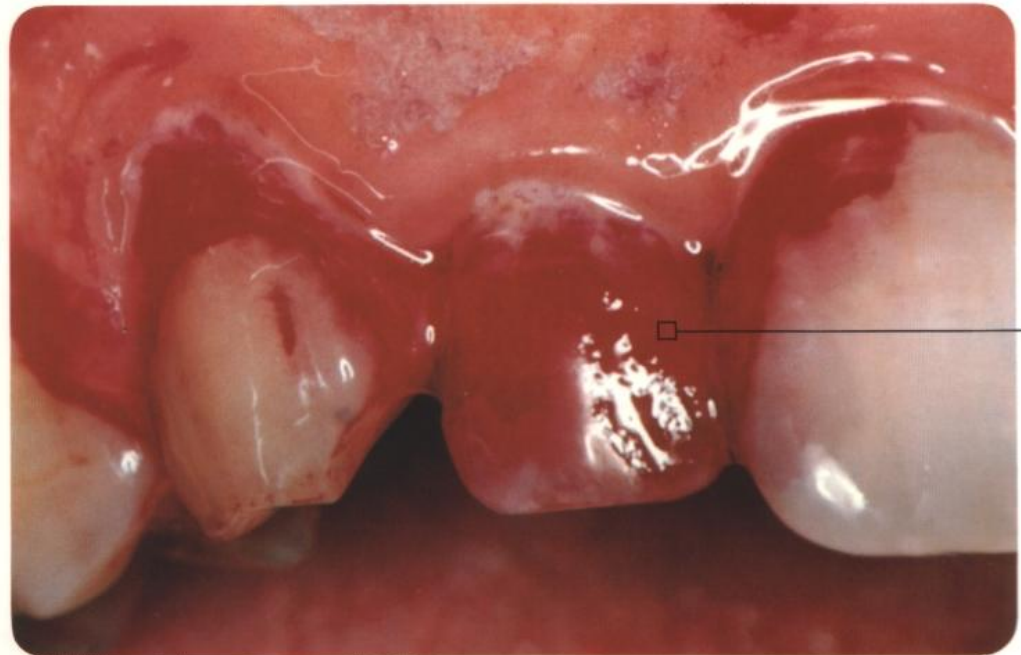
Säureangriff

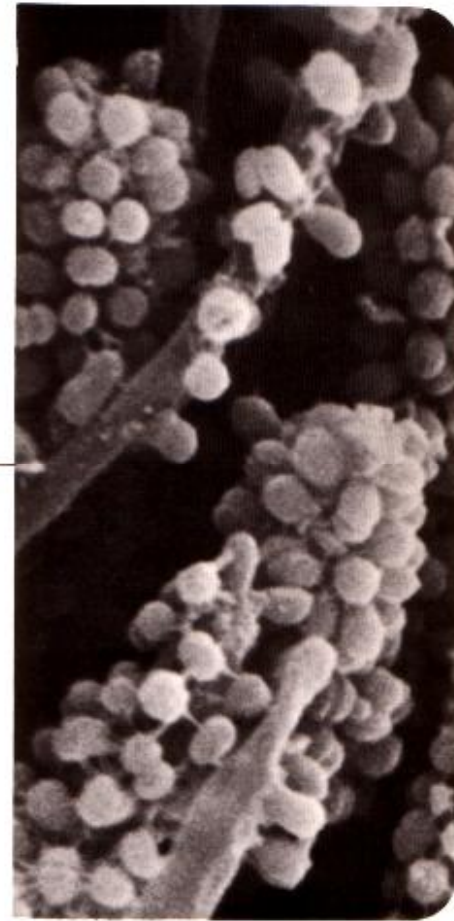
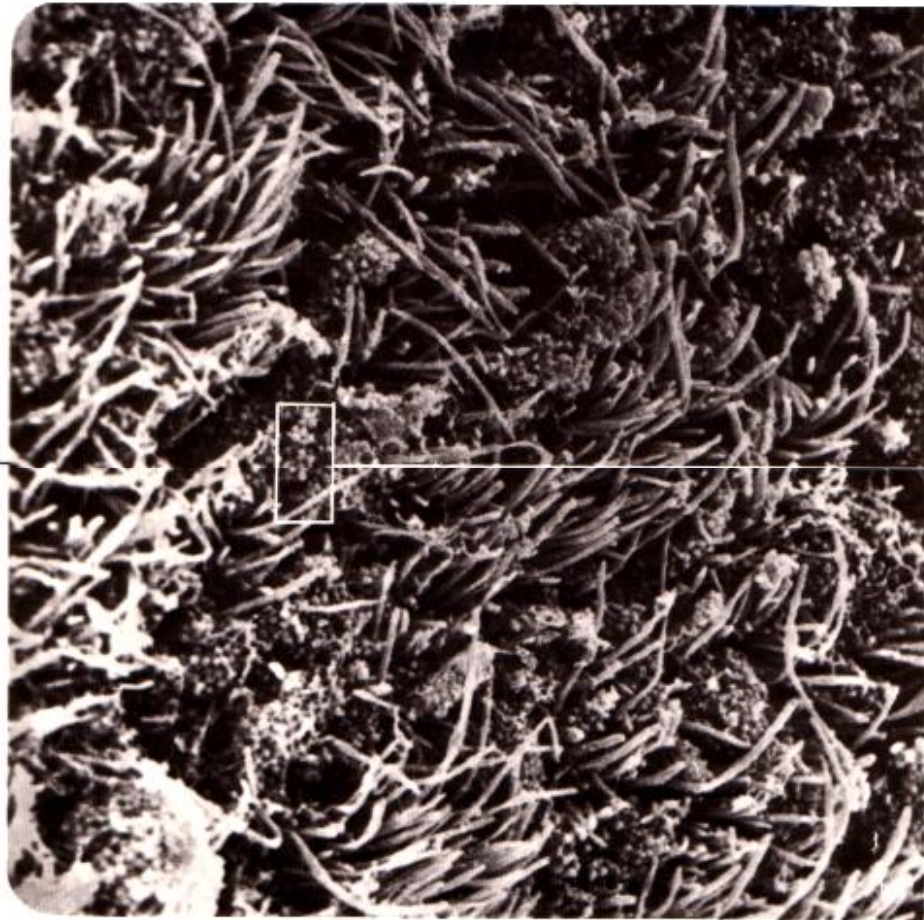
BAKTERIJE

KARIJES

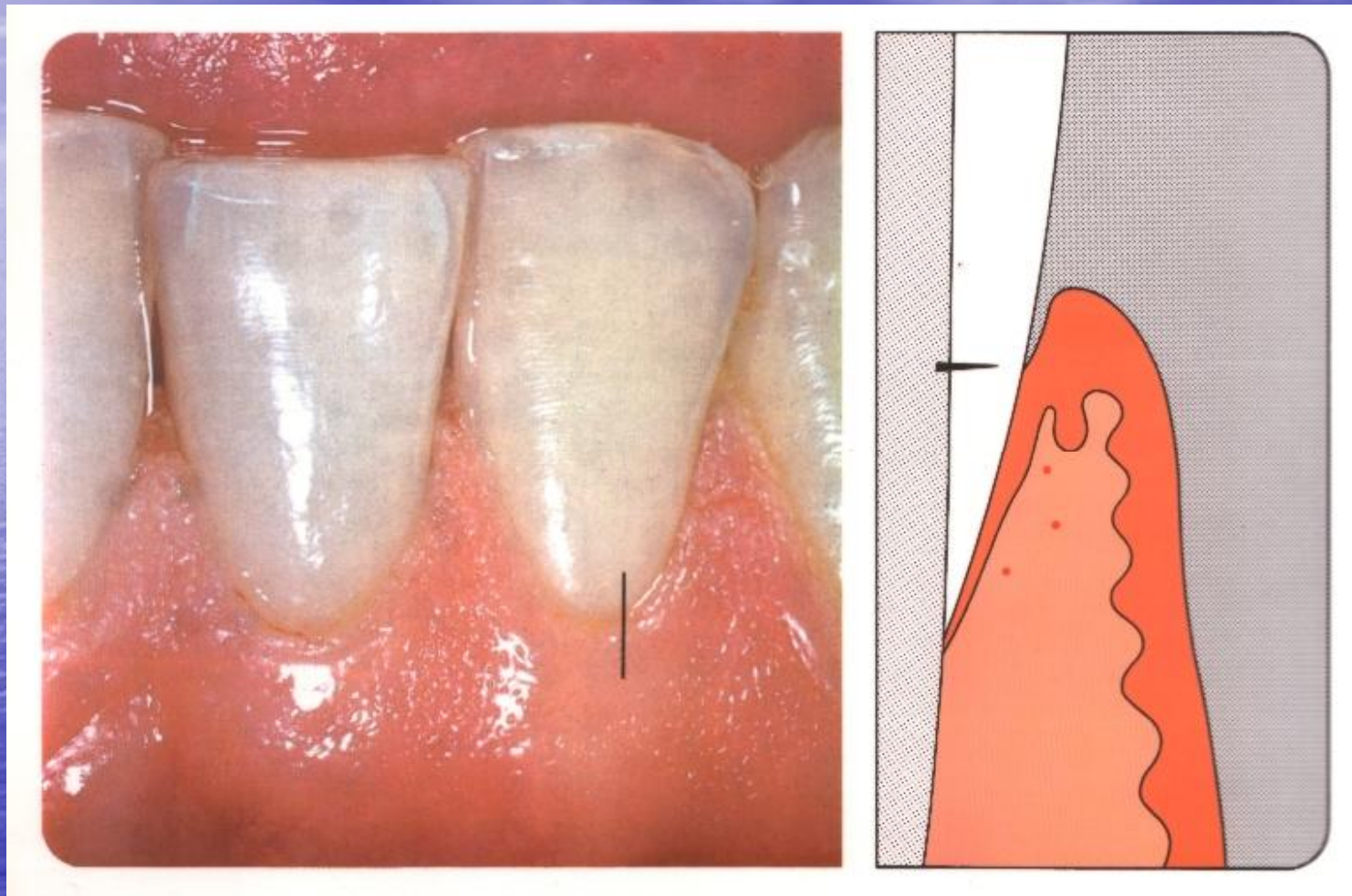


DENTALNI PLAK





GINGIVITIS



TERCIJARNA PREVENCIJA

Tercijarne mjere prevencije primjenjuju se na bolesnicima oboljelim od parodontopatije.

To je ustvari terapijski tretman kojim se želi o uvati neošte eni dio parodonta i sprije iti napredovanje bolesti.

Terapijski tretman u tri faze:

1. djelovanje na lokalne i op e etiološke agense koji su izazvali parodontna ošte enja
2. djelovanje na nastale simptome (parodontne džepove)
3. ine mjere koje se poduzimaju da bi se stabilizirali postignuti terapijski rezultati i sprije ili recidivi

SIMPTOMI BOLESTI



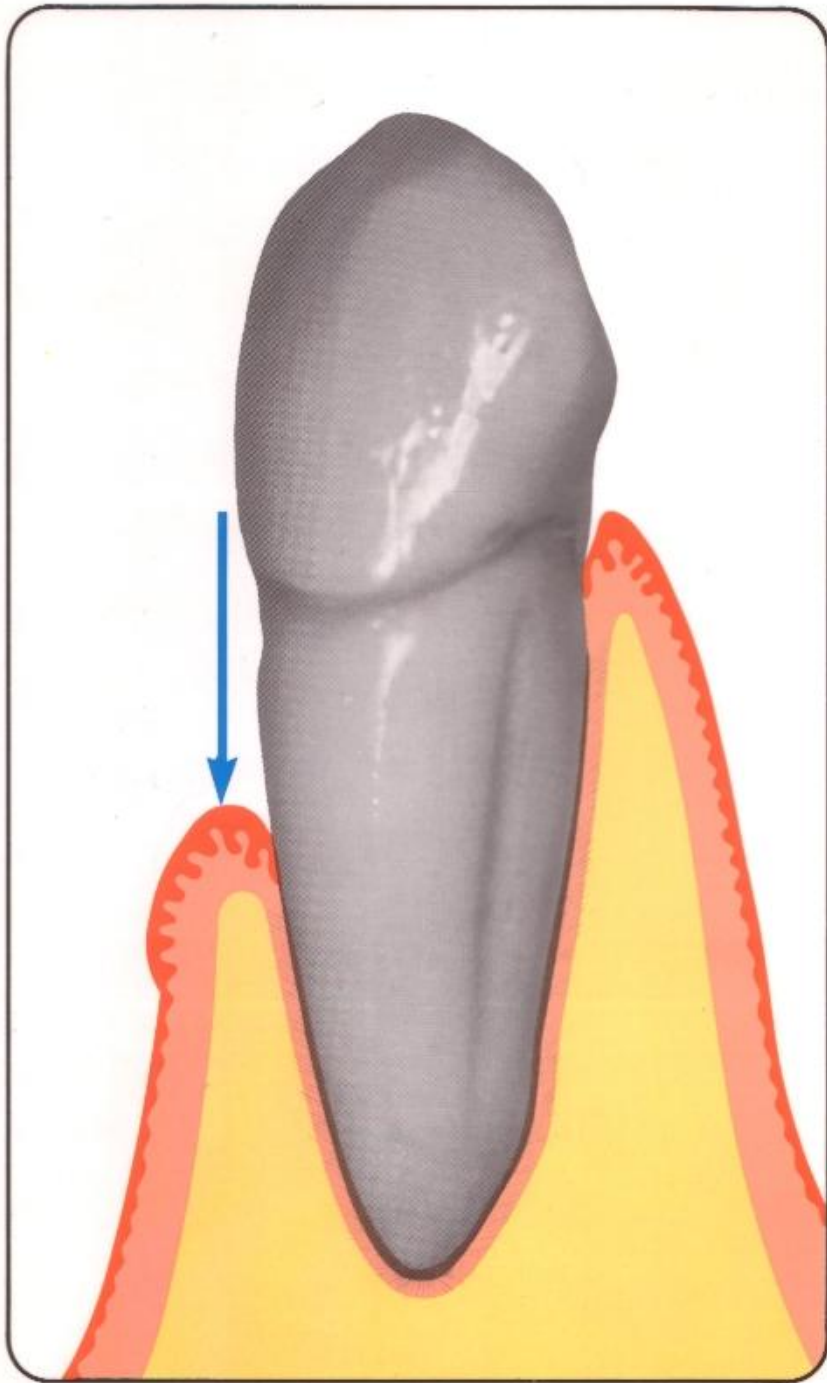
sec



sec



sec

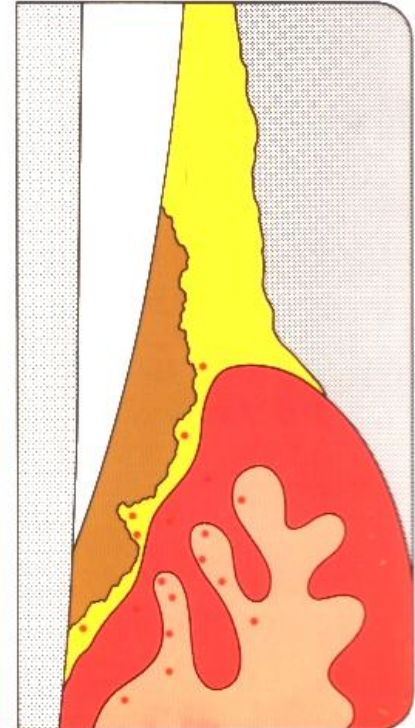


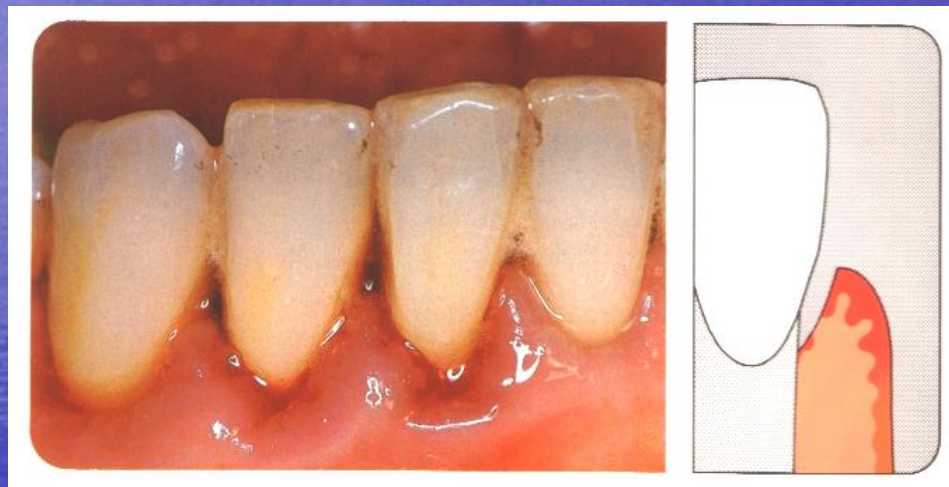
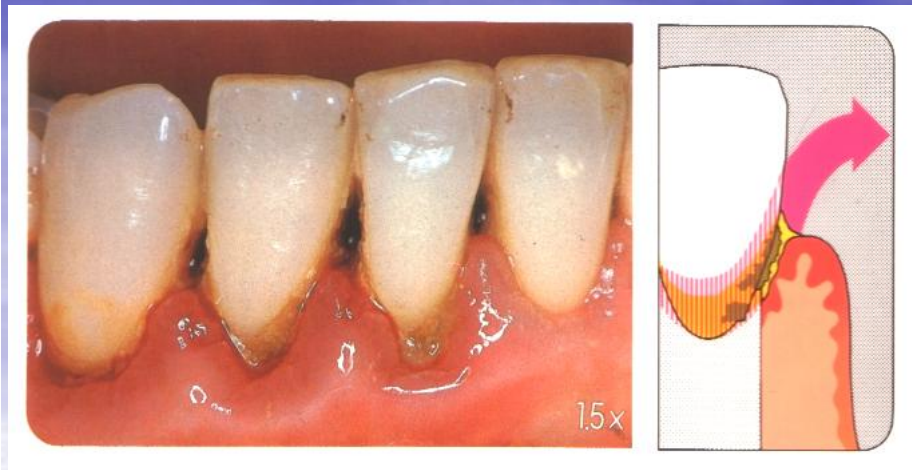
PARODONTALNI DŽEP



DENTALNI PLAK

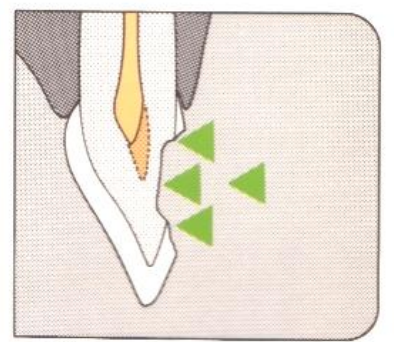
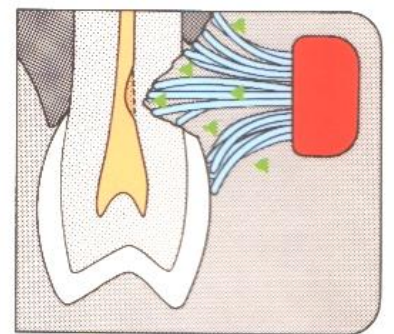
GINGIVITIS







PATOLOŠKI PROCESI







BU ENJE !!!!





juric@sfzg.hr



+385/1/4802-102

